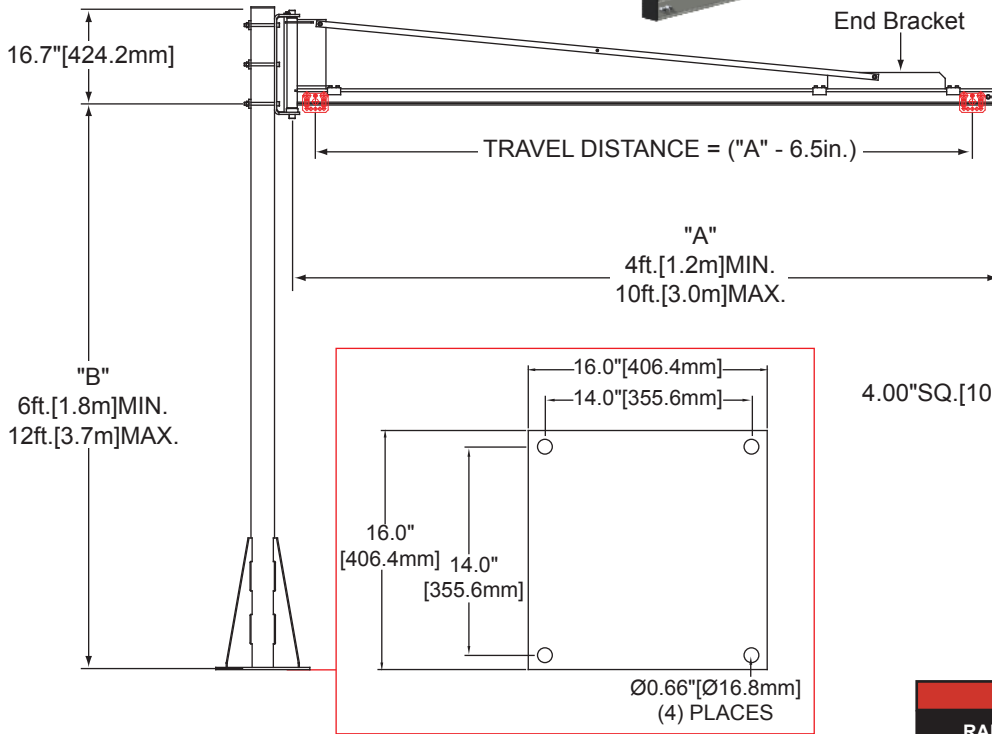
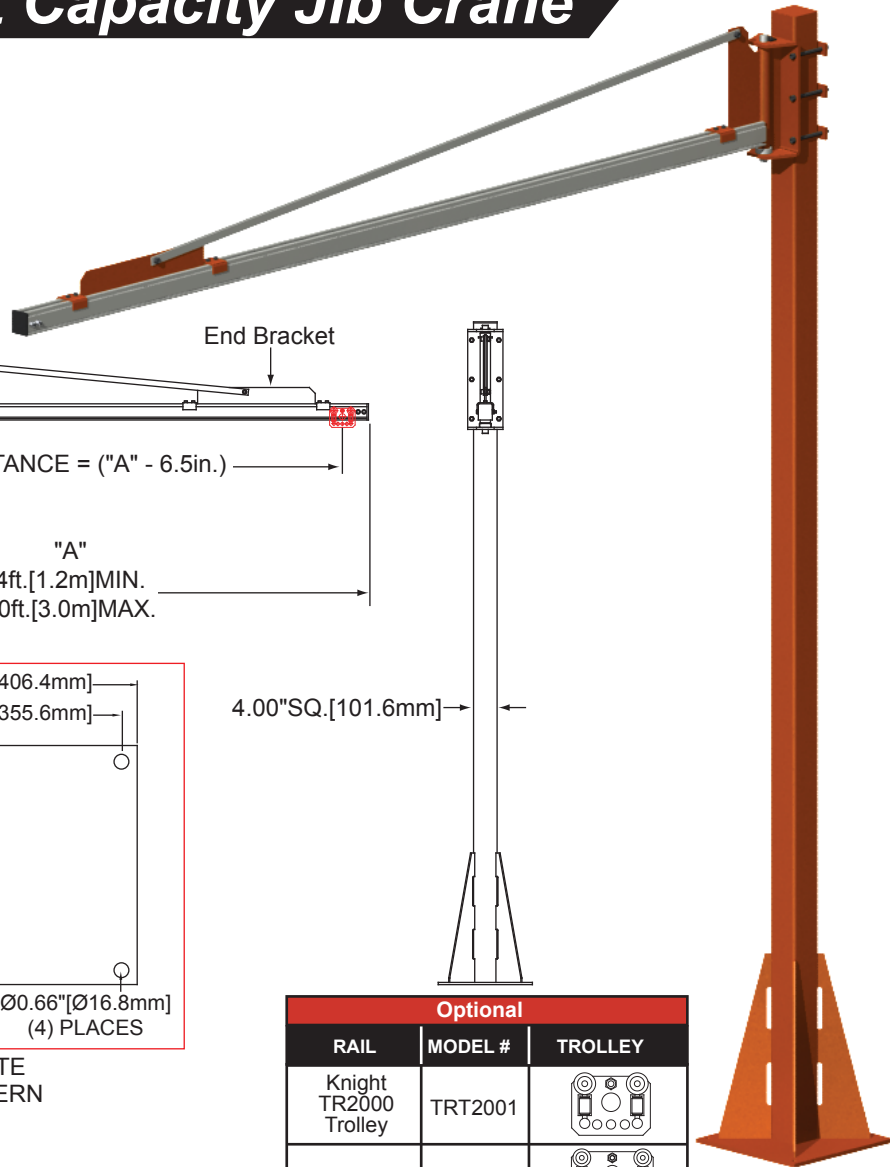
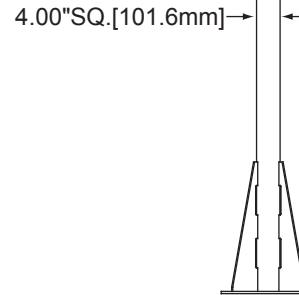


Low Cost, Light Capacity Jib Crane



BASE PLATE HOLE PATTERN



| Optional | | |
|----------------------------|---------|---------|
| RAIL | MODEL # | TROLLEY |
| Knight TR2000 Trolley | TRT2001 | |
| Knight TR2000 Trolley | TRT2003 | |
| Knight TR2000 Hose Trolley | TRM2021 | |

EXAMPLE:
ORDER # : MJBA2050A_120_120

| | Post Height "B" | Rail Length "A" |
|-----------|-----------------------------------|-----------------------------------|
| MJBA2050A | XXX | XXX |
| | Specify Height [Max 144] (Inches) | Specify Length [Max 120] (Inches) |

MJBA2050 Features

- Jib crane is an alternative solution when ceiling heights are inconvenient for an overhead rail system.
- Ergonomically designed for low headroom clearance applications.
- Jib crane includes low friction Knight TRA2000 Aluminum Rail.
- Used in applications that require tools that are suspended from spring balancers.
- (2) Piece installation.
- No foundation required.
- Boom lengths available up to 10ft [3.0m] ("A"). Jib heights available up to 12ft [3.7m] ("B") □ measured from bottom of rail.
- 180° Rotation
- Thrust bearing design requires 20% less rotational effort.
- Capacity: 50lbs.[23kg]
- Horizontal Boom can easily be leveled after it is secured to floor by adjusting end bracket fore/aft on rail.