

## ATA2600 Torque Tube

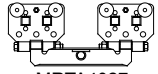

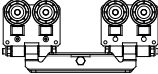

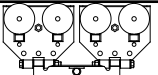
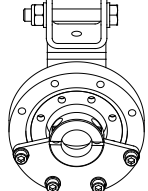
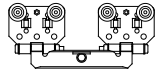
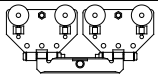
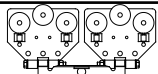


150 ft/lb (203 Nm) Torque  
70 lbs[32kg] Balance Capacity

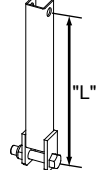
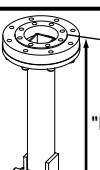
MAX TORQUE: 150 ft/lb (203 Nm)  
BALANCING CAPACITY MAX @ 100 psi: 70 lbs[32kg]

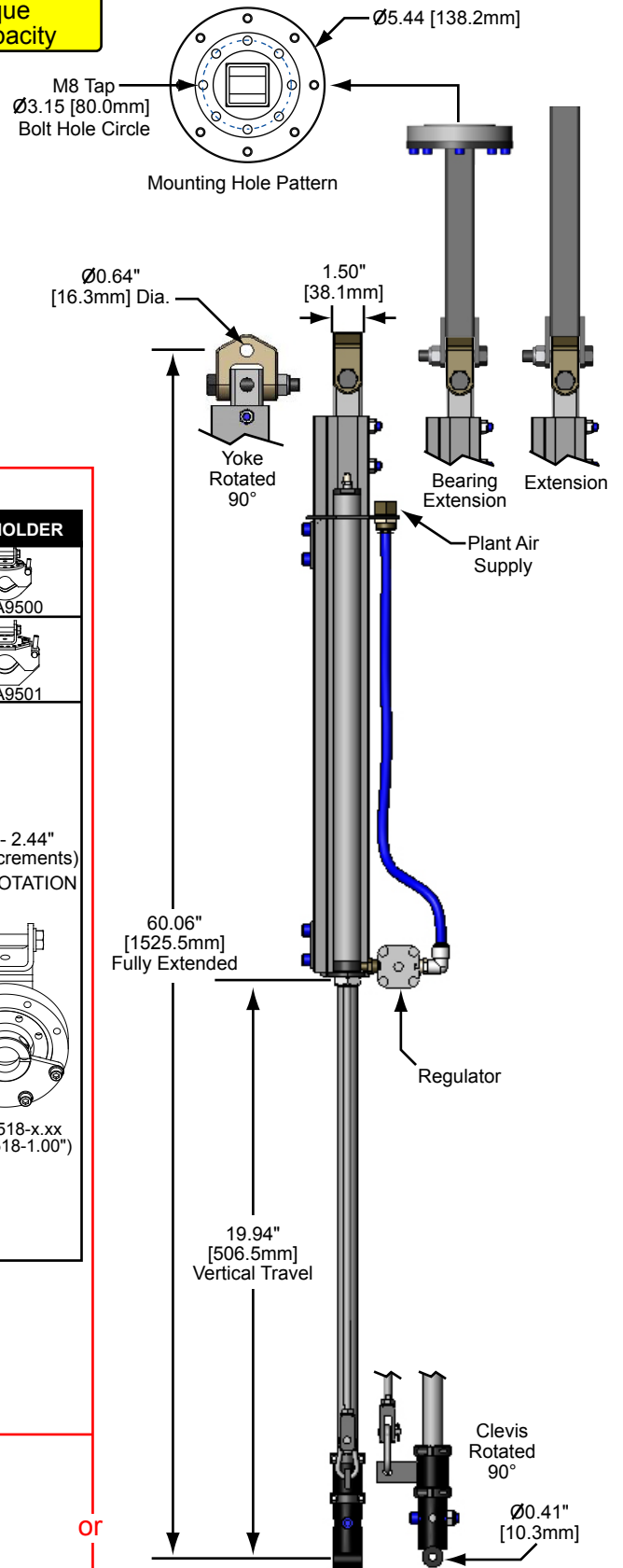
- Zero-gravity tool balancing
- Absorbs torque reaction
- Reduces operator fatigue
- Either swivel or fixed tool
- Either fixed or rotational bearing extension

ORDER # EXAMPLE 1: ATA2600\_B\_M175\_N24  
ORDER # EXAMPLE 2: ATA2600\_K113

MODEL #			
ATA2600	X	XXXX	XXX
Optional [Omit if not required]			

RAIL	MODEL #	TROLLEY	TOOL SIZES	MODEL #	TOOL HOLDER
Knight RAD4110 4" Rail	B		1.13"-1.75" [28.70mm-44.45mm] Adjustable Clamp	K113	
			MRTA4027		
Knight RAD6100 6" Rail	C		1.75"-2.25" [44.45mm-57.15mm] Adjustable Clamp	L175	
			MRTA6126		
Knight RAD7510 8" Rail	D		1.00"[25.4mm] Dia. Clamp	M100	
			1.13"[28.70mm] Dia. Clamp	M113	
			1.19"[30.22mm] Dia. Clamp	M119	
			1.25"[31.75mm] Dia. Clamp	M125	
			1.31"[33.27mm] Dia. Clamp	M131	
			1.38"[35.05mm] Dia. Clamp	M138	
			1.44"[36.57mm] Dia. Clamp	M144	
			1.50"[38.10mm] Dia. Clamp	M150	
Knight RSD5300 [KBK I]	E		1.56"[39.62mm] Dia. Clamp	M156	1.00" - 2.44" (1/16" Increments) FREE ROTATION
			1.63"[41.40mm] Dia. Clamp	M163	
			1.69"[42.67mm] Dia. Clamp	M168	
			1.75"[44.45mm] Dia. Clamp	M175	
Knight RSD5500 [KBK IIL]	F		1.81"[45.97mm] Dia. Clamp	M181	
			1.88"[47.75mm] Dia. Clamp	M188	
			1.94"[49.27mm] Dia. Clamp	M194	
			2.00"[50.8mm] Dia. Clamp	M200	
Knight RSD5700 [KBK II]	G		2.13"[56.10mm] Dia. Clamp	M213	
			2.19"[55.63mm] Dia. Clamp	M219	
			2.25"[57.15mm] Dia. Clamp	M225	
			2.31"[58.67mm] Dia. Clamp	M231	
I-Beam Trolley 3.25" or 3.33" Flange Flat Rail	H		2.38"[60.45mm] Dia. Clamp	M238	
			2.44"[61.98mm] Dia. Clamp	M244	
I-Beam Trolley 2.66" Flange 4" S-Beam	J				
			ATA2604		

"L" LENGTH	MODEL #	
12.0" [304.8mm]	N12	
24.0" [609.6mm]	N24	
36.0" [914.4mm]	N36	
48.0" [1219.2mm]	N48	
		ATA2601-"L" (ATA2601-12")
"L" LENGTH	MODEL #	
12.0" [304.8mm]	O12	
24.0" [609.6mm]	O24	
36.0" [914.4mm]	O36	
48.0" [1219.2mm]	O48	
		ATA2602-"L" (ATA2602-12")



- \* Custom options available, please call a Knight Representative for further information.
- \*\* Safety Cable sold separately (#RWA4133).